



## Summary Feedback

### ST1: Two Year Teaching Programme

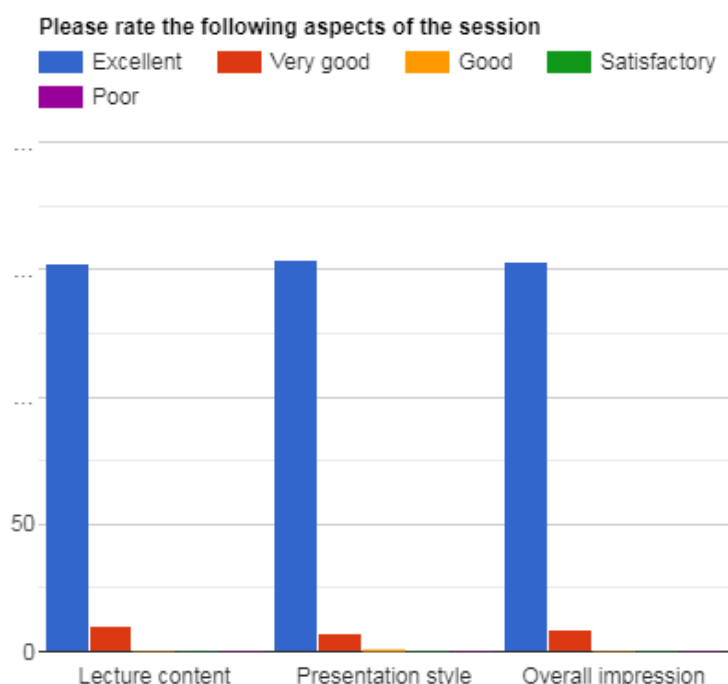
#### **Session 1.3: (a) Chest X-ray Protocol (Part 2) (b) FRCR 1 Anatomy Lung, Pleura, Diaphragm & Thoracic Cage (c) Viva Session (3<sup>rd</sup> December 2020)**

**Delivered By:**

**(Sami Khan, Alexia Farrugia, Nicholas Chua, Sakib Moghul)**

#### Summary Points:

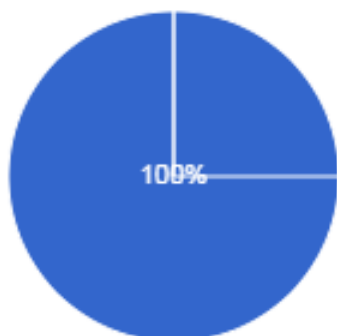
- ST1 teaching session 1.3 : 3 hours teaching time
- Total Attendees: 560 from 27 Countries (Australia, Bahrain, Bangladesh, Canada, Czech Republic, Egypt, India, Iran, Iraq, Ireland, Kenya, Malaysia, Maldives, Myanmar, Nigeria, Oman, Pakistan, Saudi Arabia, South Africa, Sri Lanka, Sudan, Tanzania, Turkey, UAE, UK, Yemen and Zambia)
- Total feedback received from 162 participants



Session 1.3: (a) Chest X-ray Protocol (Part 2) (b) FRCR 1 Anatomy Lung ,Pleura ,Diaphragm & Thoracic Cage (c) Viva Session

Did you find it useful  
162 responses

● Yes  
● No

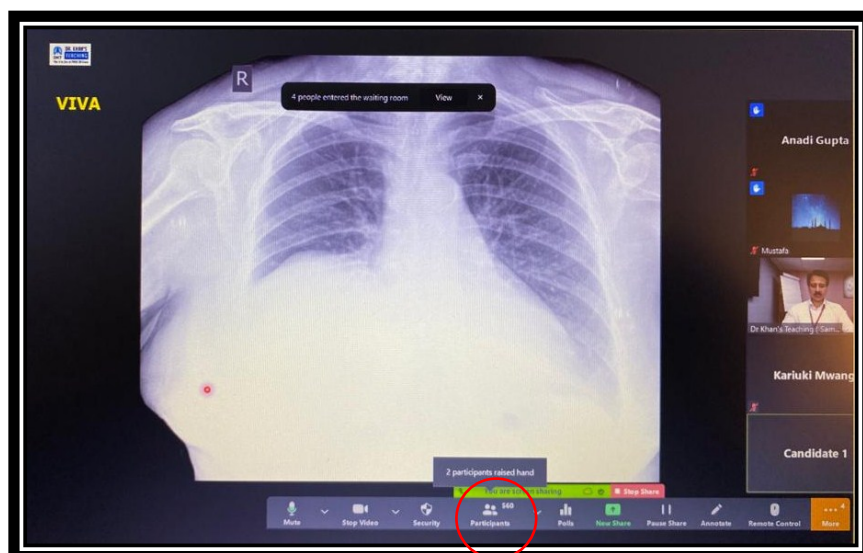


### Testimonials

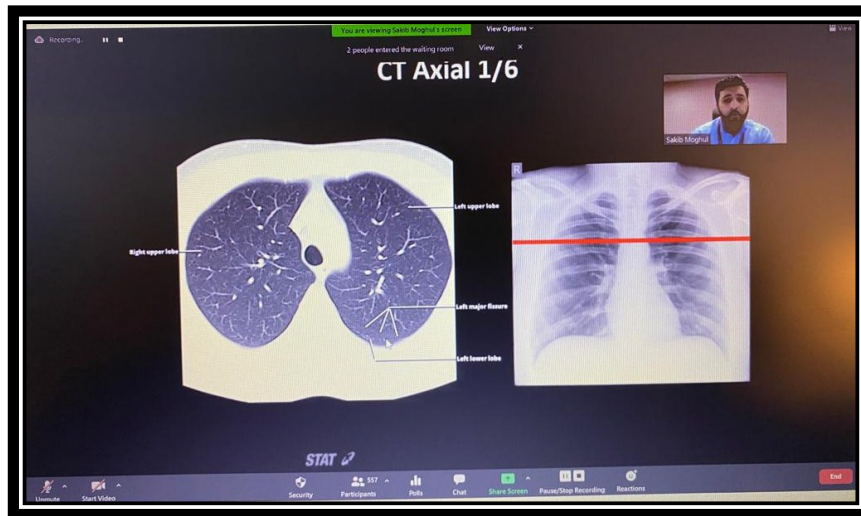
- Another superb session, with knowledgeable enthusiastic and encouraging speakers. Plenty of time in between for interaction and application of theory into practice. Simply excellent. I wish I had this teaching earlier in my training- you have managed to cover vital points in 6 hours that took me more than 6 months to learn. Keep up the hard work! and I will definitely recommend this teaching to all my colleagues and juniors (UK).
- Really enjoy Dr Moghul's teaching in particular - he has an excellent manner and is extremely knowledgeable (UK).
- The quiz by Dr Chua was very useful - would have liked more quiz questions! (UK).
- Cross-sectional anatomy and normal variants, Anatomy quiz & Mediastinal cases with Dr Farrugia were very useful (UK).
- Yet again another excellent session by the DKT Team. I found Dr Khans session quite useful to highlight key reporting concepts. I particularly found the cases that Dr Alexia went through very useful as she was able to relate CXR with cross sectional imaging. As usual Dr Sakib went through bronchial anatomy in an easy to understand manner (UK).
- It is an amazingly designed course. And this is the BEST course I've come across. This is the best thing that happened to me during the Corona times! Thankyou sir khan and team! (Pakistan).
- Sakib's session on anatomy was absolutely brilliant! Appreciate how he always starts with exam tips. The team go at a good pace and repeat the info a few times which helps with learning (UK).
- Awesome to go through cases and give a mix of fundamentals, anatomy & pathology. Pitched perfectly as always and easy to follow and very encouraging with style of guiding during viva. Makes people feel comfortable to practice (UK).
- Thanks you very much for this training is super important (Tanzania).
- Excellent lecture as always. Dr Khan and his team recapped what was covered in the previous session. Invaluable anatomy teaching and looking at various cases. Thank you for your time and effort! (UK).

## Session 1.3: (a) Chest X-ray Protocol (Part 2) (b) FRCR 1 Anatomy Lung ,Pleura ,Diaphragm & Thoracic Cage (c) Viva Session

- Appreciate your efforts for the students all over world, giving your precious time. Thank u (Pakistan).
- Marvellous talk (Yemen).
- Good session. I learnt a lot (Pakistan).
- Lovely Lecture with good radio-anatomic and radio pathological correlation. Good examples (Nigeria)
- Excellent presentation. God bless you all (Sri Lanka).
- Love the teaching style! Captivating! (Saudi Arabia).
- Excellent session, best so far (UK).
- Thank you for another fantastic session! (UK).
- Very helpful - thank you for running these sessions (UK).
- Would highly recommend to all, this is an excellent course for new trainees (UK)
- Appreciate the effort (Pakistan).
- Another excellent high yield session many thanks (UK).
- Excellent high standard teaching (UK)
- Fantastic thank you, very helpful content (UK).
- I am impressed (Kenya).
- Excellent session thank you Dr Khan and all teachers (Pakistan).
- Very useful excellent global teaching (Saudi Arabia).
- Great teacher with great team Thank you all (Yemen).
- It was an excellent and very informative session. I have learnt a lot. Kindly give us access to the recordings for future revision. Thank you (Kenya).
- I am very impressed by the session. The input from all the teachers was very useful and their effort is much appreciated (Sudan).
- Fruitful and well managed interactive radiology learning having no alternate yet so far. Bravo team khan (Pakistan).



Session 1.3: (a) Chest X-ray Protocol (Part 2) (b) FRCR 1 Anatomy Lung ,Pleura ,Diaphragm & Thoracic Cage (c) Viva Session



=====XX=====XX=====